

⚡ **S** SERIES[®] ⚡



SE20T



15/17/20/25

Max Load Capacity
3000 / 3500 / 4000 / 5000 lbs
(1360 / 1588 / 1814 / 2268 kg)





S-SERIES[®] SMART · STRONG · SAFE

CLARK continues to drive the material handling industry forward by designing and developing lift truck solutions for just about every situation. Our new S-SERIES three-wheel electric lift truck extends our legacy with a SMART – STRONG – SAFE lift truck that meets the challenging and changing needs of our customers. Once you've tried this next generation lift truck, you'll soon see why CLARK trucks are "Built to Last!"

SMART

This S-SERIES lift truck showcases advancements in SMART componentry and lift truck design with:

- Advanced electric steering
- 11 different model configurations to fit any application
- Zapi ACE-2 new generation controllers
- Increased battery efficiency
- High-resolution 5.6" LCD dash display
- Optional telematics system for monitoring truck activity



STRONG

Today's working environments demand a STRONG performing lift truck, and this one delivers:

- Fully welded heavy gauge frame
- New staggered nested I-beam upright
- Six-roller carriage with side thrust rollers
- With integral side-shifting carriage, truck retains all of its capacity to 188"

SAFE

CLARK makes your safety our priority – safety features include:

- Ergonomically designed operator compartment
- Self-activating parking brake (SAPB) which activates upon operator exit
- Speed-limit control in turns to aid with overall truck stability
- Optional rear-view camera with on dash display



S-SERIES[®]

Remember: Safety Starts With You!

Before operating a lift truck, an operator must:

- Be trained and authorized
- Read and understand operator's manual
- Have the overhead guard and load backrest extension in place
- Perform daily inspections
- Not operate a faulty lift truck
- Not repair a lift truck unless trained and authorized

During operation, a lift truck operator must:

- Wear a seat belt
- Keep entire body inside the truck's operator compartment

- Travel at a safe speed
- Travel with forks and/or attachments as low as possible and tilted back
- Allow safe stopping distance
- Come to a complete stop before leaving operator compartment
- Never carry passengers or lift people

To park a lift truck, an operator must:

- Ensure the lift truck is on a level surface
- Completely lower forks or attachments
- Place the directional control into neutral
- Ensure all hydraulic controls are in their centered or neutral position
- Turn the key to "off" position



2 Year / 4000-hour Carriage to Counterweight Warranty

Powertrain Warranty for an additional 12 months and 2,000 hours

Contact your CLARK dealer for more information


SMART · STRONG · SAFE

Advanced Ergonomics



- Adjustable full-suspension seat with retractable orange seat belt provides operator comfort over long operational periods
- Easy entry/exit with grab handle and low step height
- Spacious operator leg and knee space with forward-positioned OHG legs
- Built-in operator convenience console with storage area
- Hood-mounted levers with low input force
- Offset steer column with tilt range of 13° helps prevent interfering with operator's knees

Solid and Versatile



- Staggered and nested I-beam upright provides a shorter right-angle stack for reduced lost-load and increased strength, stability, and visibility
- One of the tightest turning radii in the industry for indoor and narrow aisle applications
- Fully welded heavy gauge frame for solid lifting performance
- Carriage and roller design keep forks level and reduces carriage twist

S SERIES®




Advanced Componentry



- High-visibility 5.6" LCD interactive display with visual and audible warnings
- Password protected access to advanced truck instrumentation and settings
- Dash allows users to view alarm logs and change truck settings without a laptop or handset
- Three performance modes: Economy for max work time, Standard for typical/daily operations and Power for maximum productivity
- Dash integrates with optional equipment including back-up camera, load weight indicator and a seat belt interlock

Low Cost of Ownership



- Fully enclosed drive, lift and steer motors each lead to reduced downtime, lower maintenance costs and a higher ROI
- All-electric braking system has no brake pads to wear or fluids to check or leak
- Electric steering provides less overall energy consumption promoting longer battery life
- Electro-mechanical parking brakes, drive motors, and drive axles can be serviced without removing upright

SMART • STRONG • SAFE

SE15-25T Specifications

General Information	2	Manufacturer's Designation	SE15T ⁹	SE17T	SE20T	SE25T	
	3	Load Capacity	lbs(kg)	3000 (1360)	3500 (1588)	4000 (1814)	5000 (2268)
4	Load Center Distance, Fork Face to Load CG	in(mm)	24 (610)	24 (610)	24 (610)	24 (610)	
5	Power Unit		Elec-36V/48V	Elec-36V/48V	Elec-36V/48V	Elec-36V/48V	
6	Operator Type		Rider-seated	Rider-seated	Rider-seated	Rider-seated	
7	Tire Type SE=superelastic, C=cushion		SE/C	SE/C	SE/C	C	
8	Upright ¹ Maximum Lift Height, Full Capacity	in(mm)	188 (4775)	188 (4775)	188 (4775)	188 (4775)	
Dimensions	11	Upright Tilt (Back/Foward)	deg.	5 / 6	5 / 6	5 / 6	5 / 6
	12	Fork Std. Fork Size (T x W x L)	in(mm)	1.5(38) x 4(102) x 42(1067)	1.5(38) x 4(102) x 42(1067)	1.5(38) x 4(102) x 42(1067)	1.5(38) x 4(102) x 42(1067)
	13	Carriage Width of Carriage ⁵ / Type	in(mm)	37(940) / Class II STD	37(940) / Class II STD	37(940) / Class II STD	37(940) / Class II STD
	14	Overall Dimensions, Length to face of forks	in(mm)	74.4 (1889)	74.4 (1889)	74.4 (1889)	74.4 (1889)
	15	Width (OAW - Across Drive Tires) ⁴	in(mm)	42.0 (1066)	44.3 (1124)	44.3 (1124)	43.5 (1106)
	16	Width (OAW - Across Drive Fenders)	in(mm)	41.5 (1054)	41.5 (1054)	41.5 (1054)	41.5 (1054)
	17	Width (Across Frame)	in(mm)	41.5 (1054)	41.5 (1054)	41.5 (1054)	41.5 (1054)
	20	Height Overhead Guard	in(mm)	81.7 (2075)	81.7 (2075)	81.7 (2075)	86.9 (2206)
	21	Step Height, Ground to Top of Step	in(mm)	12.6 (321)	12.6 (321)	12.6 (321)	17.9 (454)
	22	Turning Radius	in(mm)	59.9 (1521)	59.9 (1521)	63.7 (1619)	60.8 (1544)
Performance	24	Load Center Distance, Center of drive axle to fork face ²	in(mm)	14.4 (366)	14.4 (366)	14.4 (366)	14.4 (366)
	25	Right Angle Stack	in(mm)	77.7 (1974)	77.7 (1974)	81.6 (2073)	78.8 (2002)
	28	Battery Floor Height, Floor to Battery Bottom	in(mm)	5.4 (137)	5.4 (137)	5.4 (137)	5.4 (137)
	30	Travel Speed Loaded / Unloaded	mph (kph)	10 (16) / 10 (16)	10 (16) / 10 (16)	10 (16) / 10 (16)	7.6 (12.2) / 7.6(12.2)
	31	Lift Speed (48V) Loaded / Unloaded	fpm (mps)	93 (.47) / 123 (.63)	89 (.45) / 123 (.63)	84 (.43) / 123 (.63)	68 (.35) / 110 (.56)
	32	Lowering speed(48V) Loaded / Unloaded	fpm (mps)	121 (.62) / 115 (.58)	122 (.62) / 115 (.58)	123 (.63) / 115 (.58)	125 (.63) / 115 (.58)
	33	Lift Speed (36V) Loaded / Unloaded	fpm (mps)	79 (.40) / 117 (.59)	73 (.37) / 117 (.59)	69 (.35) / 117 (.59)	58 (.30) / 109 (.56)
	34	Lowering Speed (36V) Loaded / Unloaded	fpm (mps)	121 (.62) / 115 (.58)	122 (.62) / 115 (.58)	123 (.63) / 115 (.58)	125 (.63) / 115 (.58)
	35	Max. Drawbar Pull Laden / Unladen ³	lbf (N)	3815 (16970) / 2177 (9416)	3812 (16956) / 2191 (9746)	3813 (16961) / 2433 (10822)	3819 (16987) / 2453 (10911)
	36	Grade Clearance	%	33.8	33.8	31.2	33.8
37	Max. Gradeability Laden/Unladen ^{3,6}	%	36.3 / 27.8	33 / 26.5	28.9 / 26.5	23.4 / 23.4	
WT	38	Service Weight	lbs (kg)	7374 (3344)	7734 (3508)	8037 (3646)	9698 (4398)
	39	Axle Loading, Laden Front / Rear ³	lbs (kg)	8979 (4072) / 1395 (632)	9863 (4474) / 1371 (622)	10601 (4808) / 1436 (652)	12914 (5858) / 1784 (810)
	40	Axle Loading Unladen Front / Rear ³	lbs (kg)	3771 (1710) / 3603 (1634)	3787 (1718) / 3947 (1790)	3863 (1752) / 4174 (1894)	4234 (1920) / 5464 (2478)
	41	Tires Number, Front / Rear (X= drive wheels)		2X / 2	2X / 2	2X / 2	2X / 2
Tires, Chassis	42	Tire Size, Front		18 x 7-8	200/50-10	200/50-10	18 x 9 x 12.12
	43	Tire Size, Rear		140/55-9	140/55-9	140/55-9	15 x 5 x 11.25
	44	Wheelbase	in(mm)	52.4 (1331)	52.4 (1331)	56.3 (1430)	52.4 (1331)
	45	Track Tread, Front	in (mm)	35.8 (908)	36.2 (919)	36.2 (919)	34.5 (877)
	46	Track Tread, Rear	in (mm)	7.4 (189)	7.4 (189)	7.4 (189)	7.1 (179)
	47	Ground Clearance Minimum, Unloaded	in (mm)	2.0 (51)	2.0 (51)	2.0 (51)	2.0 (51)
	48	Center of Wheelbase	in (mm)	4.1 (104)	4.1 (104)	4.1 (104)	4.1 (104)
	49	Service Brake Type		Electric	Electric	Electric	Electric
	50	Parking Brake Type		Self-Activating	Self-Activating	Self-Activating	Self-Activating
	51	Steering Type		Electric	Electric	Electric	Electric
Drive Line	52	Battery AH (Max) 36V / 48V ⁸	AH	880 / 660	880 / 660	1100 / 70	1240 / 700
	53	Battery Compartment Dimensions (WxLxH) ⁷	in (mm)	39.2(996) x 21.4(545) x 25.8(655)	39.2(996) x 21.4(545) x 25.8(655)	39.2(996) X 25.4(645) x 25.8(655)	39.2(996) x 21.4(545) x 31.0(786)
		Additional Battery Box Sizes	in(mm)	39.2(996) x 15.9(404) x 25.8(655)	39.2(996) x 25.4(645) x 25.8(655)	39.2(996) x 21.4(545) x 31.0(786)	39.2(996) x 25.4(645) x 31.0(786)
			in(mm)	39.2(996) x 14.4(366) x 31.0(786)		39.2(996) x 25.4(645) x 31.0(786)	
			in(mm)	39.2(996) x 21.4(545) x 31.0(786)			
	56	Diameter of Drive Motor	in(mm)	7.9 (200)	7.9 (200)	7.9 (200)	7.9 (200)
	57	Diameter of Hydraulic Motor	in(mm)	7.9 (200)	7.9 (200)	7.9 (200)	7.9 (200)
	58	Drive, Steer, and Hydraulic Motor Control		AC / Inverter	AC / Inverter	AC / Inverter	AC / Inverter

Upright Table SE15-25T

	Maximum Fork Height		Overall Height Lowered		Free Lift ¹		Standard Tilt Spec ² B°/F°
	in	mm	in	mm	in	mm	
SE15/17/20/25T Standard	100	2540	72.2	1834	4.3	109	5/6
	110	2794	77.1	1958	4.3	109	5/6
•	121	3073	82.8	2103	4.3	109	5/6
	129	3277	86.8	2205	4.3	109	5/6
	143	3632	93.9	2385	4.3	109	5/6
	160	4064	104.5	2655	4.3	109	5/6
	172	4369	112.4	2855	4.3	109	3/6
	183	4369	120.1	3051	4.3	109	3/6

SE15/17/20/25T Hi-Lo

115	2921	77.1	1958	53	1346	5/6
• 126	3200	82.8	2103	59	1499	5/6
138	3505	88.7	2253	65	1651	5/6
145	3683	92.3	2344	68	1727	5/6
150	3810	95.1	2416	71	1803	5/6

Grade Clearance

Model	A%
SE15T	34
SE17T	34
SE20T	31
SE25T	34

SE15/17/20/25T Triple Stage

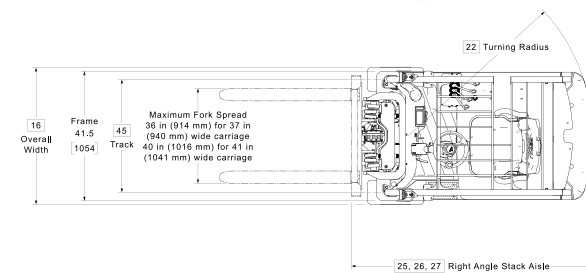
152	3861	72.2	1834	48	1219	5/6
171	4343	77.1	1958	53	1346	5/6
• 188	4775	82.8	2103	59	1499	5/6
204	5182	88.7	2253	65	1651	5/6
219	5563	95.1	2416	71	1803	5/6
226	5740	97.6	2479	74	1880	5/6
237	6020	102.5	2604	78	1981	5/6
254	6452	110	2794	86	2184	3/6

SE15/17/20/25T Quad³

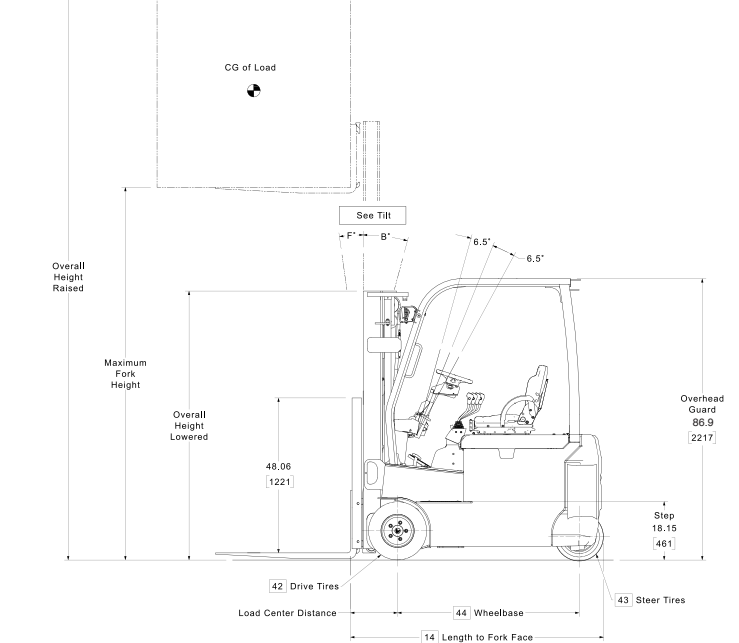
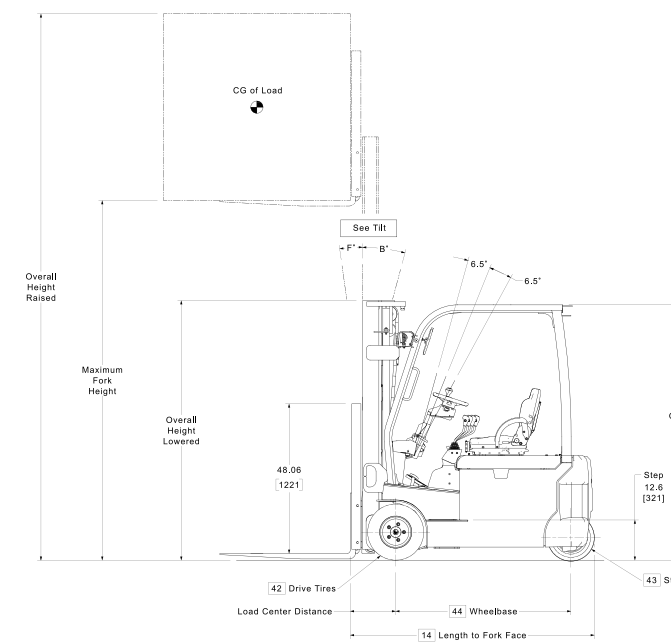
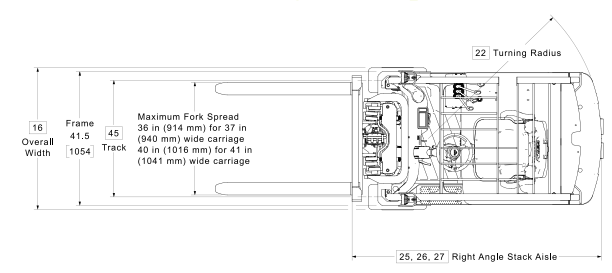
222.5	5652	78.5	1994	53	1346	3/6
• 240.5	6109	83	2108	57	1448	3/6
258.5	6566	89	2261	63	1600	3/6
276.5	7023	95	2413	71	1803	3/6

- Indicates preferred standard sizes. For overall height raised with load backrest, add 48 in. (1220 mm) to maximum fork height. Other uprights available, contact a CLARK representative.
- 1 All freelif dimensions shown without standard 48 in. (1220 mm) high load backrest.
- 2 Standard tilt shown. Contact CLARK representative for information on optional tilt.
- 3 Length to face of fork, RAS and turning radius increase 4 in. with quad installation. Wide drive (45.2" OAW) required with quad uprights taller than 222.5".

Short Battery Compartments



Tall Battery Compartments



The specifications that vary from short or tall battery compartments are highlighted in green on the opposite page.

1. See upright table for other available uprights.

2. Dimensions are for 121" STD uprights.

3. Specifications are given with preferred 121" STD upright and minimum battery weight.

4. OAW with wide drive tires is 46.5in. for all models with all quad uprights, and with

triple stage uprights above 236in.

5. 36in. max fork spread w/37in. carriage. 40in. max fork spread w/41in. carriage.

6. Listed gradeability is a calculated function of motor performance; a traction coefficient of 0.6 was assumed. Consult operator's manual for proper truck operation on grades.

7. Recommended battery should be 1/2" - 3/8" less than listed dimensions

8. UL certification is for a maximum Ah (6hr) rating of 1250Ah at 36V and 875Ah at 48V.

9. See supplemental full spec page for extra short chassis option.

ANSI/ITSDF and Insurance Classification

Standard truck meets all applicable mandatory requirements of Part III-ANSI/ITSDF B56.1 Safety Standard for Powered Industrial Trucks and Underwriters Laboratories requirements as to fire hazard only for D and LP classifications. For further information contact a CLARK representative. Users should be aware of, and adhere to, applicable codes and regulations regarding operator training, use, operation and maintenance of powered industrial trucks including: ANSI/ITSDF B56.1; NFPA 505, fire safety standard for powered industrial trucks - type designations, areas of use, maintenance and operation; Occupational Safety and Health Administration (OSHA) regulations that may apply. Contact your authorized CLARK forklift truck dealer for further information including operator training programs and auxiliary visual and audible warning systems, fire extinguishers, etc., as available for specific user applications and requirements. Specifications, equipment, technical data, photos and illustrations are based on information at time of printing and are subject to change without notice. Some products may be shown with optional equipment.



CLARK: The Innovative and Durable Solution

The design, development, and manufacturing capabilities of CLARK, in combination with an unparalleled focus on customer support, a drive to understand fully each customer's needs in order to then supply the right solution, reflect the key essence of what is CLARK.

With over one million CLARK lift trucks sold around the world, each is a testament to the CLARK time-tested process of designing durable trucks with precise features that meet, if not exceed, the material handling needs of our customers. Our full range of dependable products – from pallet jacks to electric narrow aisle order selectors and up to our big 18,000lb capacity lift trucks – assures end-users CLARK has the solutions for their day-to-day needs.



These solutions built from industry innovations, from the nested I-Beam to a self-activating parking brake to new on-board diagnostics, began the same way: with the needs of our customers foremost in mind. By focusing on how we can improve our customers' material handling processes, we can assure our customers a lift truck designed to be the right solution for their needs.

When you bring it all together – an extensive research and development process, state-of-the-art manufacturing capabilities, and a superior dealership network – you have a company dedicated to delivering leading edge products for both today and far into the future. More reasons why CLARK is Built to Last®.

"CLARK, TOTALIFT, Powrworker, PartsPRO Plus, and Built to Last are registered in the U.S Patent and Trademark office. The "Hot Yellow Green" also known as "CLARK Green" is a trademark registered in the U.S Patent and Trademark office."



59-894-2071

CLARK MATERIAL HANDLING COMPANY
North American Headquarters
700 Enterprise Drive • Lexington, KY 40510
866-252-5275 • www.clarkmhc.com

SE20T
59-894-2071 Printed in USA OTP0820500
© 2021 CLARK Material Handling Company